

## LSP400, LSP350

Constant Voltage Power Supplies  
Converter for luminaires (LED lamps)



JH11728-22002



## --- FEATURES ---

- High Efficiency 90%
- IP67 Waterproof
- OLP, SCP, OCP
- 20 to 50°C deg operation
- EN61347-1 compliant
- EN61347-2-13 compliant

The constant voltage LED power supplies from Smart power can deliver up to 300W of output power in a compact package size.

The Power Supply provide a range of output voltage solutions for specific LED requirements. With its high efficiency and PFC function, Power Supply make you experience the high reliability and performance to maximize efficiency of industry as a outstanding solution.

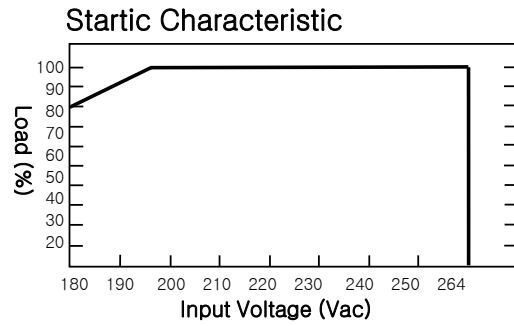
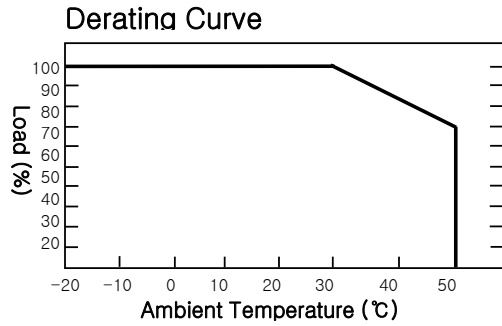
Model Number	Input Voltage	Output Voltage	Output Current	Efficiency	Remark
LSP400-24V	220Vac	24V	14.0A	92%	
LSP400-12V	220Vac	12V	28.0A	92%	
LSP350-24V	220Vac	24V	12.5A	91%	
LSP350-12V	220Vac	12V	25.0A	91%	

Input Specifications						
parameter	Conditions/Description	Min	Nom	Max	Units	Remark
Input Voltage Range	220Vac Input	200	220	240	Vac	
Input Frequency Range		47	60	63	Hz	
Input Current	220Vac in, 400W Input		2.45		A	
Input Current	220Vac in, 350W Input		2.27		A	
Power Factor	220Vac In, 300W Input	0.5C				
Inrush Current	at 240Vac input, 25°C Cold start			60	A	

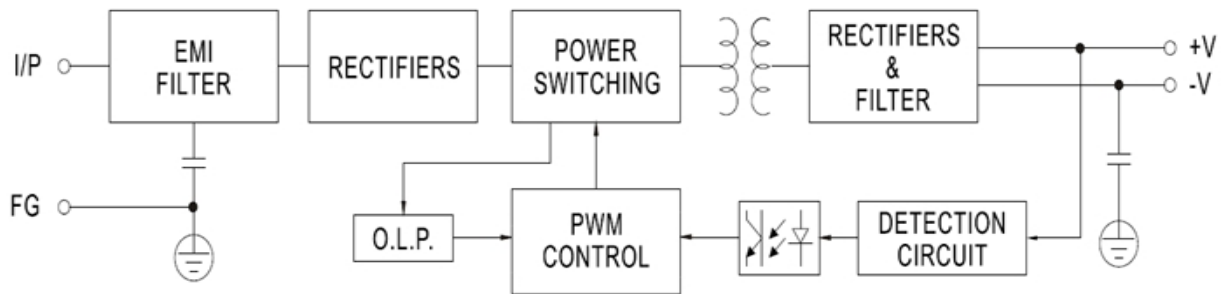
Output Specifications						
parameter	Conditions/Description	Min	Nom	Max	Units	Remark
Line Regulation				±5	%	
Load Regulation				±5	%	
Voltage Accuracy	% of Vout			±5	%	
Ripple and Noise	20MHz Bandwidth			1.0	V	
Turn-on Delay	Measured at 220VAC and full load			2	S	
Short Circuit Protection	Auto Recovery					

General Specifications						
parameter	Conditions/Description	Min	Nom	Max	Units	Remark
Isolation Voltage	Input to Chassis	1500			Vac	
Efficiency	See individual models	88		92	%	
No load Power Dissipation	Measured at 190VAC and 220VAC			2.0	W	
Lifetime	Load 80% at 25°C		30000		Hours	
Weight			1150		g	
Operating Temperature		-20		+50	°C	
Storage Temperature		-40		+90	°C	
Relative Humidity	Non-condensing (operating)	10		90	%RH	
Power Derating	At 200VAC, derates linearly from 100% at 25°C to 70% at 50°C					
	At 240VAC, derates linearly from 100% at 25°C to 70% at 50°C					

load Characteristic Curve



Block Diagram



Case size

